



Science – Let's Discover! Let's Explore! – Year 2





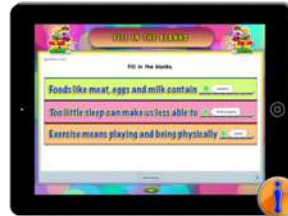



Represents the static content





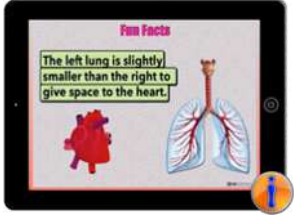









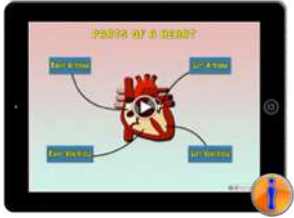














Represents the interactive content














Chapter 1: Materials and their uses	Section 1: Plastic recycled	Interactive: Skill in focus is to identify the types of material, by performing an interesting activity.	Static: Skill in focus is to enhance the observative skills of the learner about "Properties and uses of plastic".	Interactive: Self-reviewing the section "Recycling Plastic".	
	Section 2: Wood	Interactive: Practicing the lesson by performing activity related to types of wood.	Static: It is about understanding the concept of "types and uses of wood" and their application in real life.	Interactive: Self-review of the section.	
	Section 3: Metals	Interactive: Revisiting the section by performing activity to differentiate between types of metals.	Static: Skill in focus is understanding the term "Metals and their types" and their use in real life.	Interactive: Self-evaluating the section in the form of true and false.	
















	Section 4: Fabric	Interactive: Practicing the lesson by performing activity relevant to real-life examples, which will enhance the experimental skills of the learner.	Static: Learner will be able to differentiate between the “types of fabric” with the help of some real-life examples.	Interactive: Self-review of the section in the form of filling the blanks.	Interactive: Self-review of the complete chapter.
					
Chapter 2: Body fitness	Section 1: Healthy diet	Interactive: Skill in focus is to understand the importance of healthy diet, by performing an activity.	Static: Explaining the “Five food groups” and their value for physical and mental health.	Interactive: Self-review of the section.	
					
	Section 2: Rest and sleep	Interactive: Practicing the lesson by performing activity relevant to real-life examples.	Static: It is about understanding the “Importance of rest and sleep”.	Interactive: Self-evaluating the section in the form of true and false.	
					
	Section 3: Exercise	Interactive: Skill in focus is to perform activities that are associated with our healthy life.	Static: Skill in focus is demonstrating and clearing the concept about benefits of exercise.	Interactive: Self-review of the section “Exercise”.	Interactive: Self-review of the entire chapter.







					
Chapter 3: Amazing animals and plants	Section 1: Impressive animals	Interactive: Practicing the lesson by performing activity which will increase knowledge about the “animals”.	Static: Skill in focus is to know about the “animals and their types”.	Interactive: Skill in focus is self-review by choosing the right option.	
					
	Section 2: Amazing plants	Interactive: Practicing the lesson by performing activity which will increase knowledge about “plants”.	Static: Skill in focus is to know about the “plants and their types” which will enhance the ability to observe.	Interactive: Self-evaluation for the section.	Interactive: Self-review of the entire chapter.
					
Chapter 4: Amazing body parts	Section 1: Skeleton	Interactive: Practicing the lesson by performing activity to know about the body parts and their functions.	Static: Demonstrating the skeleton and its role in our body with the help of some examples.	Interactive: Self-reviewing the section “Amazing body parts”.	

					
	Section 2: Lungs	Interactive: Practicing the lesson by performing activity to know about the lungs and their functions.	Static: It is about comprehending the concept of “lungs and respiratory system” which will enhance the observation skills of the learner.	Interactive: Self-evaluating the section in the form of true and false.	
					
	Section 3: Muscles	Interactive: Practicing the lesson by performing activity relevant to the muscles and their functions.	Static: Explaining the content for understanding the concept of the term “Muscles and its types”.	Interactive: Self-review of the section in the form of choosing the right option.	
					
	Section 4: Heart	Interactive: Comprehending the lesson by performing activity which will help the learner to know about function of the heart.	Static: Skill in focus is to learn about “Heart and its parts”.	Interactive: Self-evaluating the section by choosing the right option.	Interactive: Self-review of the entire chapter.

					
Chapter 5: Water and air	Section 1: Water	Interactive: Practicing the lesson by performing activity relevant to real-life applications of water which will enhance the experimental skills of the learner.	Static: Demonstrating the term “Water cycle” with the help of some real-life examples.	Interactive: Self-review of the section “Water”.	
					
	Section 2: Air	Interactive: Practicing the lesson by performing activity related to the importance of air, which will enhance the observative skills.	Static: Explaining the concept of types of pollution with the help of some real-life examples.	Interactive: Self-review for the section in the form of choosing the right option.	Interactive: Self-review of the complete chapter.
					
Chapter 6: Four seasons	Section 1: Summer	Interactive: Skill in focus is to observe how activities of the people change with the change in weather.	Static: Skill in focus is to recognize the Summer activities and which types of clothes people wear during this season.	Interactive: Self-review for the section “Summer”.	

					
	Section 2: Winter	Interactive: Skill in focus is to observe what are activities of people during Winter season.	Static: Skill in focus is to recognize the Winter activities and which types of clothes people wear during this season.	Interactive: Self-evaluating the section by choosing the right option.	
					
	Section 3: Spring	Interactive: Practicing the lesson by performing activity related to Spring season, which will enhance the observative skills of the learner.	Static: Skill in focus is to recognize the Spring activities and which types of clothes people wear during this season.	Interactive: Self-review for the section.	
					
	Section 4: Autumn	Interactive: Revisiting the section by performing activity associated with Autumn season.	Static: Skill in focus is to observe change in activities of people in Autumn season.	Interactive: Self-evaluating the section by choosing the right option.	Interactive: Self-review of the entire chapter.

					
Chapter 7: Heat and sound	Section 1: Heat	Interactive: Skill in focus is to observe the effect of heat and change in size, color, texture and shape of the object, by performing an activity.	Static: Enhancing the learning experience with the help of some examples about heat and its effects on different objects.	Interactive: Self-review of the section "Heat".	
					
	Section 2: Sound	Interactive: Skill in focus is to observe different types of sound, by performing an activity.	Static: Skill in focus is to differentiate between types of sound soft, loud, pleasant etc.	Interactive: Skill in focus is self-reviewing the section by choosing the right option.	Interactive: Self-review of the entire chapter.
					
Book review	Section 2: Self-review of the whole book.	Section 2: Self-review in the form of choosing the right option.	Section 2: Self-evaluation in the form of filling the blanks.		

 <p>A screen titled "Book Review" featuring a cartoon boy reading a book and a girl sitting next to him. A large letter "E" is on the left, and a blue circle with a white "S" is on the right.</p>	 <p>A screen titled "CHOOSE THE RIGHT OPTION" with the text "Heart is placed at the right side of our body." Below is a diagram of a heart. On the left are four radio button options: A. Right, B. Left, C. Top, and D. Bottom. A blue circle with a white "i" is on the right.</p>	 <p>A screen titled "CHOOSE THE RIGHT OPTION" with the text "The spring season often brings warmer temperatures and new growth." Below is a spring scene with a sun, clouds, a tree, and flowers. On the left are four radio button options: A. Fall, B. Summer, C. Winter, and D. Spring. A blue circle with a white "i" is on the right.</p>	 <p>A screen titled "FILL IN THE BLANK" with the text "Pig is the _____." Below is a pink pig. At the bottom are four input fields labeled "Name", "Age", "Color", and "Weight". A blue circle with a white "i" is on the right.</p>	 <p>A completely blank white screen.</p>	 <p>A completely blank white screen.</p>
--	--	---	--	--	--